



CARGO SAFETY NET

Eliminate the risk of hefty fines with the Beaver Safety Cargo Net. The heavy duty, tightly woven net is easy to use, versatile, and extremely strong. Industrial strength webbing with reinforced edges also enhances strength. Each net is conveniently supplied with four tie ropes and four cam buckles.

FEATURES & BENEFITS

- Multiple webbing loops and eyelets for greater versatility
- High strength, UV stabilised, tightly woven mesh ensures load stays contained
- Additional reinforced webbing also enhances strength
- Easily connected to load restraint compliant tie downs
- Integrated D rings to assist holding down
- Ideal for trailers, utes, boats, 4WD's and trucks
- Convenient heavy duty storage bag



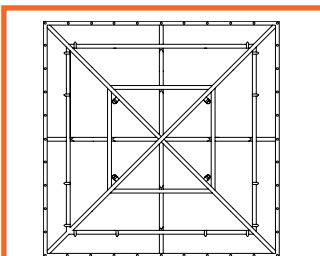
All states in Australia have regulations for covering loads with penalties being enforced. Please check these regulations.

NOTE: THE PRODUCT SHOULD ONLY BE USED FOR COVERING CARGO. IT SHOULD NOT BE USED IN PLACE OF A RATCHET TIE DOWN.

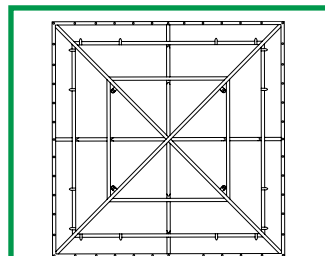
SIZES & APPLICATIONS

APPLICATIONS

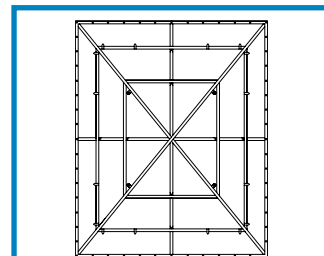
CODE	SIZE	NET SIZE SIZES MM	TRAILERS SIZES MM	CABS / UTES SIZES MM	MID SIZE TRUCK SIZES MM
NETSYS1	SMALL	2460 x 2460	1200 x 1800	1500 x 1500 1580 x 1900	-
NETSYS2	MEDIUM	2800 x 2840	1500 x 2400	1850 x 1880 1850 x 2180	2330 x 1850 2400 x 2330
NETSYS3	LARGE	2800 x 3440	-	-	2480 x 2330 2400 x 2550 2400 x 2630 2400 x 2780



SMALL NET SIZE: 2460 X 2460MM



MEDIUM NET SIZE: 2800 X 2840MM



LARGE NET SIZE: 2800 X 3440MM

SUPPLIED WITH



4X TIE ROPES

4X CAM BUCKLES



GENERAL

THE BEAVER SAFETY CARGO NET IS A COMPLETE COVERALL SYSTEM FOR PROTECTION OF LOADS IN TRANSIT.

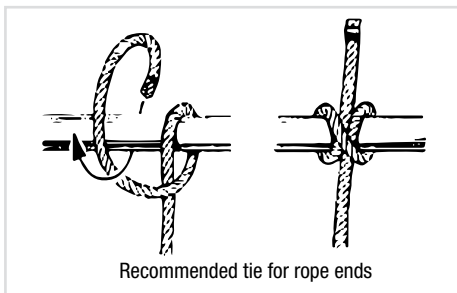
It provides protection for the driver of the vehicle from costly claims as well as protection for pedestrians, occupants of other vehicles and the environment from loose debris.

The net's versatile design allows it to be used in all modes on trucks or trailers, inside pantechinics or planes, boats and cargo racks.

INSTRUCTIONS

WHEN USED AS COVERALL SYSTEM

1. Ensure appropriate load is stacked on or in place taking care not to exceed capacity of tray/trailer or rack.
2. After removing the Beaver Safety Cargo Net from the carry bag lay it over the load with the four D rings centered. Load should be well covered with ties provided.
3. Use the four rope ties or cam buckle tie downs provided to secure the Beaver Safety Cargo Net to the vehicle tie off points. Additional rope may be used to secure perimeter using eyelets provided.



WHEN USED IN CONJUNCTION WITH A CERTIFIED LOAD RESTRAINT SYSTEM

4. Thread tail of the ratchet tie down (RTD) through respective D Ring or Webbing Tabs on the Beaver Safety Cargo Net, connect and attach RTD to vehicle tie off points. Repeat to secure load.

NOTE – Reference to Load Restraint Guide and Australian Standards will confirm necessity of these RTD's to comply with regulatory requirements.

5. Adjust ratchets to tie load down.

WARNING

The following points should be observed when using BEAVER SAFETY CARGO NET SYSTEM:

- The system in its basic format is a coverall and should not be used for load restraint. Additional Restraint methods should be used for securing loads.
- Protective measures should be taken to remove risk of cutting on sharp edges
- The netting system should be used tangle free for best results.

NET CARE

- Cuts and abrasions to webbing which leave only 90% available impact the capacity of the netting system - repair or replacement is recommended
- Inspect net and lashings prior to every use.

CARE & MAINTENANCE

- (i) Clean with warm water using bleach free neutral detergent
- (ii) Keep net clear of all naked flames and heated objects
- (iii) Store net in storage bag
- (iv) Ensure net is dry before storing
- (v) Lightly oil metallic components to protect from rusting.

USE

- (i) Ensure net is free from tangles when using
- (ii) Protect net from sharp edges
- (iii) Never over tension lashing ropes or devices
- (iv) Formal inspection, by a competent person, including recording of findings is recommended.